

广东旺通食品有限公司
GUANGDONG WANTTONE FOOD CO.,LTD.

廣東陽江市餅乾設備總廠有限公司
YANGJIANG BISCUIT EQUIPMENTS GENERAL FACTORY, CO.LTD GUANGDONG

中國廣東省陽江市陽東大令工業區
Add: Huan Shan Xi RD. Daling industrial
Developing Area, Yangdong, Yangjiang, China.

Tel: 86-662-6611298 6620866

Fax: 86-662-6611308

<http://www.wanttone.com>

E-mail: wanttonebest@126.com

P. C : 529931



陽江市餅乾設備總廠有限公司創建於70年代末，是國內資歷最早的以生產“百得”“旺通”餅乾設備為主的廣東省民營科技企業。整套設備以英國“貝克”、意大利“英瑪福尼”餅乾生產線的先進技術為基礎，“百得”牌餅乾設備在市場投放後的成功運作，結束了中國餅乾設備依賴進口的歷史，孕育了大批優秀的餅乾生產廠家，推動了國內食品工業的發展。

90年代末，公司投巨資擴建廠房，更新設備，引進國外先進的數據機械加工設備及檢測儀器一批；建立由20多名機械工程師與制餅工藝師組成的食品機械研究所。2000年，為進一步開發新設備、研究新工藝，同時為滿足客戶培訓技術人員的需要，成立了廣東旺通食品有限公司，生產“旺通”牌系列餅乾，并獲廣東省名牌產品和省著名商標。

公司現按ISO9001國際質量管理體系運作，嚴格控制採購、生產、檢驗的每個環節，力求產品精益求精，同時擴大了售前售後服務隊伍，公司常派優秀技術員駐全國各地隨時為客戶進行設備維護、傳授工藝等服務。

相信我們的產品，我們的服務一定能滿足客戶的需要！

Yangjiang Biscuit Equipment Factory Co. Ltd. was established at the end of 1970's, which is the earliest private technological enterprise in Guangdong, China. Mainly engaged in production of "Baide" brand biscuit equipments. Whole set of equipments are basing on advanced technologies of such biscuit production lines as Beck of Britain and Yingmafuni of Italy. It ended Chinese history of dependence on imported biscuit equipments, fostered a large number of excellent biscuit production factories, greatly promoting the development of domestic foodstuff industry.

At the end of 1990's, Our Company invested large sum of capital to expand workshop, update equipment, and introduced into a variety of advanced digital processing equipment and testing instruments from other countries. It established Foodstuff Machinery Research institute with staff of over 20 mechanic engineers and bakery technicians. In 2000, it set up Guangdong Wanttone Food Co. Ltd., for production of Wanttone brand series biscuits, focused on new equipment development and new technology research to provide service for technician training. Now wanttone brand is the Guangdong famous brand and trademark.

Our Company has been operating in compliance with ISO 9001 International Quality Management System, and has strict control over each process of material, production and inspection. It is striving for excellent products and has enlarged the team for Before-sale and after-sale service. Our Company keep assigning high-quality technicians to provide customers with equipment maintenance and operation instructions.

It is believed that our products and services will undoubtedly meet the needs of customers!

二十世紀七十年代，
中國生產餅乾完全靠引進歐洲餅乾生產線。

In 1970's, Chinese biscuit production line were
all imported from Euro.

1981年，成立了陽江縣餅乾設備廠，
開始制造餅乾設備。

In 1981's, Yangjiang biscuit equipment factory was
established and started to produce Biscuit machines.



董事長：馮健先生
General manager Mr. Feng Jian's

1978年，董事長馮健先生在其父親的授意下進入陽江縣國營食品廠，拜師學藝，從事餅干生產與機械維修。多年工作和學習，馮先生掌握了各種餅干生產工藝和餅干生產線的機械原理，還經常幫助兄弟廠家進行餅干生產線的維修和改造，積累了豐富的經驗。

八十年代，中國適逢開放改革，公司抓住時機，重點加大廣東、福建兩省的銷售力度，以絕對的優勢占領了大部分市場，使兩省確立了當時餅干生產大省的地位。

九十年代，公司非常重視餅干工藝與設備配套的關鍵點問題，與同行和用戶廣泛溝通，對餅干設備不斷改進、更新，使自己的技術緊跟國際先進技術，優秀的產品，合理的價格，成為國內眾多廠家選擇的對象。

2000年，成立廣東旺通食品有限公司，為客戶提供更好的交流平臺與服務。

In 1978's, General manager Mr. Feng Jian's father guided him to study in Yangjiang stated-own food company for biscuit production and machine maintainance. Mr. Feng grasp all kinds of biscuit manufacturing technics and biscuit lines machine theory after years of working, meanwhile He helped so many friendly factories to maintain and improve their Lines to work efficiently.

In 1980's, Our factory expanded the sales in Guangdong and Fujian province catching good chance of Chinese innovation, and occupied almost all the above markets so as to make them to be biscuits manufacturing base at that time.

In 1990's, Our factory focus on the matching of biscuit technics and machines. We have been kept updating and improving our machine after deep communication with other factories and customers. Now a days, Our machines catch up with the international standard to gain more and more customers by excellent quality with fair price.

In 2000, Guangdong Wanttone food co., ltd was set up, which is much better for biscuit business intercommunion.

先為人 后為事 Friends first, then business.



不一定為買設備

It is not always coming for machines purchasing

有空常來旺通走走看看，喝喝茶，聊聊天

Just come to wanttone to look around, tasting tea and chatting

交流工藝，探討市場……

Communicate with technics, Discuss market going

不管老朋友新朋友，旺通的大門是敞開的

Wanttone is open for old friends and new friends all the time.

坦誠的交流會讓雙方受益

Both parties will get benefit from frankly intercommunion

我們相信：合作的前提是互相了解

We believe in understanding is the basic co-operation

Our Company Slogan 企業經營理念

不斷創新是企業可持續發展的原動力

市場不斷需要新產品	Keep innovating leads to constant developing
企業永遠在追求高效率	As markets always demand new items
旺通公司憑着	And enterprises working for better efficient all the way
對餅乾工藝的深刻理解	Wanttone study machines and advance machines with its deep understanding of biscuit
多年餅乾生產與銷售的經驗積累	Technics and experience in manufacturing and selling.
每時每刻都在研究對設備的改良與提高	Wanttone believe in updated items never disappoint customers
我們相信：與時俱進的產品自然受歡迎	

Winning comes from customers satisfaction 只有客戶贏了 我們才算贏

公司有各種項目的專業人員幫助客戶設計廠房、生產流程與餅乾配方，為客戶培訓工人、傳授工藝
We have professional workers to design workshop, production process and biscuit technics.
We can train your workers and teach details of manufacturing.

向客戶提供優秀的供應渠道與公司對餅乾運作的心得體會
We provide our material suppliers and show out our biscuit business running experience


我們能為客戶提供一攬子解決方案
We can service full project as you want


我們的努力至少能讓客戶少走彎路
Our efforts can make you avoid wasting time and money

我們相信：祇有客戶運作成功，才能體現我們設備的價值。
We trust our value only under customers succeed.



哈薩克斯坦工人在旺通培訓
Training kazakhstan workers in wanttone





- | | |
|----------|---------------------------|
| 1、夾層機 | Sandwich Biscuits Machine |
| 2、疊層機 | Horizontal Laminator |
| 3、軋面機 | Gauge Roll |
| 4、滾切機 | Rotary Cutter |
| 5、輥印機 | Rotary Moulder |
| 6、分離機 | Rest Conveyor |
| 7、鹽/糖撒布機 | Salt/Sugar Sprinkler |
| 8、進爐機 | Enter The Over Machine |
| 9、烤爐 | Baking Oven |
| 10、噴油機 | Oil Spray Machine |
| 11、平彎機 | Powered Bend Units |
| 12、冷卻輸送帶 | Cooling Conveyors |
| 13、餅干整理機 | Biscuit Stacking Machine |
| 14、包裝臺 | Packing Conveyor |

型號 (type):

1200	型
1000	型
800	型
620	型
400	型

能生產 (Can Produce):

- | | |
|--------|---------------------|
| ◇ 韌性餅干 | Ductile biscuit |
| ◇ 通心餅干 | Tenacity biscuit |
| ◇ 蘇打餅干 | Soda biscuit |
| ◇ 酥性餅干 | Crisp biscuit |
| ◇ 印刷餅干 | Printing biscuit |
| ◇ 塗蛋餅干 | Drawing egg biscuit |

卧式和面機 Horizontal Dough Mixer

本機採用單速單S槳轉動和面，攪拌均勻，操作簡單，可電動傾倒出料，適用韌性、酥性餅干的生產。

The machine adopts single speed and single s-wing type to evenly and uniformly stir and mix flour, which is easy to operate. It can electrically dump dough and is applicable to soft and hard biscuits.

S 槳葉式
S-Wing type

200型卧式和面機主要技術參數：
Type 200 Horizontal dough mixer main technical parameters

轉速 Speed	總功率 Total power	規格 size	總重量 Total weight
times/min	kw	mm	kg
25	12.5	1750×1000×1800	2000



卧式雙槳和面機 Horizontal Double Wing Dough Mixer

本機採用雙速雙槳葉設計，具有容量大、和面均勻、速度快特點。適用於韌性、酥性餅干的生產。

The machine adopts dual-speed and double wings with characteristics of large capacity, evening mixing and high speed. It is suitable to produce soft and hard biscuits.

雙S 槳葉式
S-Wing type

定時自控
Timing automatism control

荷載（電流）顯示
Load (electric current) display

控制方式：變頻調速
Control way: frequency and speed adjustable

400型卧式雙槳和面機主要技術參數：
Type 400 Horizontal Double Wing Dough Mixer main technical parameters

轉速 Speed	料桶容量 Bucket capacity	總功率 Total power	規格 size	總重量 Total weight
times/min	kg	kw	mm	kg
18-36	400	48	3000×1450×3000	7560



面團傾倒機 Dough Tilting Machine

該設備可將面團車直接傾倒將面團送進成型機，使用該機可提高工作效率，適用在二層和面時使用。

It can send the dough directly into forming machine to improve work efficiency by tilting dough cart automatically. This machine is applicable to the workshop which forming machine and mixer are not in the same floor.

面團傾倒機主要技術參數：

Dough tilting machine main technical parameters

功率 Power	傾倒負載 Tilting load	規格 size	總重量 Total weight
kw	kg	mm	kg
2.2	250~300	1910×860×840	800



卧式疊層機 Horizontal Laminator

本機是我公司最新設計生產的一款新型疊層機，由四臺電機傳動，任意同步調整。具有體積小、運行穩定、操作簡單的特點。

輸送帶有防偏裝置，不易跑偏。使用該機生產的餅干層次豐富、口感松脆，是生產梳打餅干與提高餅干質量的必備設備。

This machine is a new type of laminator designed by our company recently, which is driven by 4 motors and synchronous adjusted at any time, with characteristics of small volume, stable running and simple manipulation.

It is equipped with a deflection-adjusting device to avoid the conveyor belt easily off the track. Biscuits produced by this machine taste rich and crisp, therefore, it is a necessity for production of soda biscuit and improving biscuit quality.



1000型卧式疊層機主要技術參數：

Type 1000 horizontal laminating machine main technical parameters

疊層寬度 Lamination width	疊層層數 Number of laminated layers	壓片厚度 Tablet thickness	總功率 Total power	規格 size	總重量 Total weight
mm		mm	kw	mm	kg
950-980	4-12	2.5-8	7.1	3500×1300×1780	4000

立式疊層機 Vertical Laminator

本機適合二層和面配套使用，是生產梳打餅干與提高餅干質量的必備設備。

It is applicable to the workshop which mixer and laminator is not in the same floor and a necessity for production of soda biscuit and improving biscuit quality.

1000型立式疊層機主要技術參數：

Type 1000 vertical laminator main technical parameters

疊層寬度 Lamination width	疊層層數 Number of laminated layers	壓片厚度 Tablet thickness	總功率 Total power	規格 size	總重量 Total weight
mm		mm	kw	mm	kg
950-980	4-12	2.5-8	8.2	2800×2120×2550	6000



夾層機 Sandwich Biscuits Machine

與送料機或疊層機配套，分別軋出三組面片，經輸送重疊，能生產三種味道合一體的夾層餅干。

Working together with feeding machine or laminator, it rolls three different dough sheets separately and overlap them during conveying, so that the biscuit enjoys three flavors into one.

夾層機主要技術參數:
Sandwich Biscuits Machine

型號 Type	軋輥寬度 Roller Width	壓片厚度 Tablet thickness	總功率 Total power	規格 size	總重量 Total weight
	mm	mm	kw	mm	kg
WT1000	1000	5-25	1.5	1830 × 1500 × 1350	3242
WT1200	1200	5-25	2.2	2030 × 1500 × 1350	3566



軋面機 Gauge Roll

本機組是配套滾切機生產韌性餅干的必要設備，通過三座軋片機組能軋制0.5mm的面片，能滿足超薄餅及一般韌性餅的需要。每座機速度可獨立調節，並配有面片厚度數字顯示器。

It is necessary to support rotary cutter to produce hard biscuit.

Which can roll sheet into 5mm minimus, so that it meet needs of ultra-thin biscuit and soda biscuit. Each individual machine is speed adjustable independently and equipped with digital display screen to show the thickness of the sheet.

軋面機主要技術參數:
Gauge Roll main technical parameters

型號 Type	總功率 Total power	規格 size	總重量 Total weight
	kw	mm	kg
WT400	1.1, 1.1, 1.1, 1.5	1230 × 780 × 1250 (mm) pcs × 3	950, 930, 980
WT620	1.5, 1.5, 4	1450 × 780 × 1250 (mm) pcs × 3	1120, 1100, 1180
WT800	1.5, 1.5, 4	1630 × 780 × 1250 (mm) pcs × 3	1325, 1300, 1380
WT1000	1.5, 2.2, 5.5	1830 × 780 × 1250 (mm) pcs × 3	1500, 1498, 1538
WT1200	1.5, 3, 7.5	2100 × 780 × 1250 (mm) pcs × 3	1680, 1665, 1708



軋切機 Rotary Cutter

本機採用雙膠輥雙滾切裝置，調節方便簡單，能生產各種韌性餅干，特別適宜通孔餅干（果醬夾心餅）的成型。

This machine is equipped with double rubber rollers and double rotary cutting device, which is easy to operate. It is applicable to hard biscuit, especially to the forming of hole-through biscuits (jam sandwich biscuit).

軋切機主要技術參數:
Rotary cutter main technical parameters

型號 Type	印輥寬度 Width of roller	印輥直徑 Diameter of roller	滾切速度 Cutting Speed of roller	總功率 Total power	規格 size	總重量 Total weight
	mm	mm	m/min	kw	mm	kg
WT400	404	140-160	5-25	2.6	1300 × 1100 × 1060	850
WT620	624	140-160	5-25	3.7	1520 × 1100 × 1060	1020
WT800	804	140-160	5-25	5.5	1700 × 1100 × 1060	1210
WT1000	1040	140-160	5-25	5.2	1900 × 1100 × 1060	1397
WT1200	1240	140-160	5-25	7	2100 × 1100 × 1060	1552



卧式輥印機 Horizontal Rotary Moulder

本機採用大直徑印模設計，具有產量高、適應性廣特點，印模、帆布採用獨立動力，速度分別可調節，用于生產酥性餅干。

The horizontal roller stamping machine is of a large-diameter mould design and features high yield and wide applicability. The moulds and the canvas are driven by separate power sources, and their speeds can be adjusted separately. This machine is used to produce crisp biscuits.

卧式輥印機主要技術參數:
Rotary printer main technical

型號 Type	印輥寬度 Width of roller	印輥直徑 Diameter of roller	輥印速度 Speed of roller marking	總功率 Total power	規格 size	總重量 Total weight
	mm	mm	m/min	kw	mm	kg
WT400	404	255	5-25	3.3	1300 × 1280 × 960	1050
WT620	624	255	5-25	5.5	1520 × 1280 × 960	1230
WT800	804	255	5-25	7.7	1700 × 1280 × 960	1450
WT1000	1040	255	5-25	7.7	1900 × 1280 × 960	1600
WT1200	1240	255	5-25	10.5	2100 × 1280 × 960	1780



分離機 Separating Machine

將餅胚與余料分離，並將余料傳送到余料回收機上。

Separating the biscuit preform from the extra material, which will be sent to the recycled-system then.

1000型分離機主要技術參數:
Type 1000 Separating machine main technical parameters

總功率 Total power	規格 size	總重量 Total weight
kw	mm	kg
1.1kw×2	735 × 1605 × 1510	600



鹽/糖撒布機+進爐機 Salt/sugar Sprinkler & Enter The Oven Machine

◇帶式撒布的特點是撒布均勻易回收，通過調速可調節撒布量，是生產特色餅干的設備。

One of the characteristics of the machine is that the salt and/or sugar can be well-distributed and easily reclaimed. The quantity of distribution can be regulated through speed adjustment. The machine is used to produce biscuits with unique features.

◇進爐機連接餅干從成型機，將餅胚輸送到烤爐網帶上。
This machine is between the rotary cutter/rotary moulder and the oven. It will convey the biscuit preform to the oven mesh belt.

鹽/糖撒布機
Salt/sugar sprinkler



進爐機
Enter the oven machine

型鹽/糖撒布機主要技術參數:
salt/sugar sprinkler machine main technical parameters

型號 Type	總功率 Total power	規格 size	總重量 Total weight
	kw	mm	kg
WT400	0.8	880 × 600 × 440	150
WT620	0.8	1100 × 600 × 440	190
WT800	0.8	1280 × 600 × 440	230
WT1000	0.8	1480 × 600 × 440	250
WT1200	0.8	1680 × 600 × 440	280

進爐機主要技術參數: enter the oven machine main technical parameters

型號 Type	總功率 Total power	規格 size	總重量 Total weight
	kw	mm	kg
WT400	0.75	1230 × 650 × 1065	400
WT620	1.5	1450 × 650 × 1065	480
WT800	1.1	1630 × 650 × 1065	550
WT1000	1.5	1830 × 650 × 1065	581
WT1200	1.5	2030 × 650 × 1065	645

噴油機 Oil Spray Machine

本機採用進口陶瓷噴咀，經高壓霧化噴油，出油均勻。雙油泵裝置，保證生產暢順；多層濾油，保證不塞噴咀；噴油量、油溫、速度可調節。有回收油霧裝置，設有自動恒溫和濾油裝置。

Equipped with the porcelain nozzles imported from abroad, this machine ejects oil evenly through high-pressure atomization. Its double oil pump unit can guarantee smooth production, and the multi-layer oil filtration used on the machine makes sure that the nozzles will not be blocked. The machine's quantity of oil ejection, oil temperature, and speed are all adjustable. Auto recycle for oil and smoking, Auto constant temperature and oil Filter setting.

噴油機主要技術參數:
Oil spraying machine main technical parameters

型號 Type	總功率 Total power	網帶速度 Speed of mesh belt	規格 size	總重量 Total weight
	kw	m/min	mm	kg
WT400	5.35	5-25	2000 × 1140 × 2500	550
WT620	8.25	5-25	2000 × 1360 × 2500	640
WT800	9.3	5-25	2000 × 1540 × 2500	720
WT1000	10.3	5-25	2000 × 1740 × 2500	800
WT1200	12	5-25	2000 × 1940 × 2500	900



餅乾整理機 Biscuit Stacking Machine

該機使用恒磁裝置固定分隔荷條，可不停機調節餅道寬度，恒磁裝置能檢吸帶有鐵絲的餅干：速度可調節，使用該設備能使餅干整理整齊、安全大幅度提高工作效率。

It uses a permanent magnetic device to fix the isolating bars. The biscuit paths can be adjusted without stopping the machine. The permanent magnetic device can pick up those biscuits containing iron wire. Speed is adjustable. This machine can put the biscuits into order and improve to work efficiently.

餅乾整理機主要技術參數:
biscuit stacking machine main technical parameters

型號 Type	總功率 Total power	速度 Speed	規格 size	總重量 Total weight
	kw	m/min	mm	kg
WT400	1.35	5-25	1560 × 1110 × 1150	520
WT620	1.35	5-25	1560 × 1330 × 1150	620
WT800	1.35	5-25	1560 × 1510 × 1150	680
WT1000	1.87	5-25	1560 × 1710 × 1150	750
WT1200	1.87	5-25	1560 × 1910 × 1150	840



平彎機 Powered Bend Units

該設備是充分利用廠房的輔助設備，當生產車間長度不足時，經烘烤后的餅干可做90°或180°的平面轉彎平過渡輸送。可根據客戶要求作不同的配置。

It is a kind of auxiliary machine that is able to make full use of the space of a factory building. When a workshop is not long enough, this machine can convey the baked biscuits with a smooth turn of 90° or 180° in a horizontal plane. Different configurations can be achieved according to customers' requirements.

平彎機主要技術參數:
smooth powered bend units technical parameters

型號 Type	總功率 Total power	網帶速度 Speed	轉彎角度 Turning angle	內轉半徑 Radius of internal turning	總重量 Total weight
	kw	m/min		mm	kg
WT1000	2.2	5-25	180°	≥1700 (can be decided based on the customer's requirements)	1800



餅乾印刷機 Biscuit printing machine

功能:在平整的餅乾表面印刷圖案
Function:Printing patterns on surface of biscuit

餅乾印刷機主要技術參數:
Biscuit printing machine main technical parameters

輸入功率 Power input	主要配置 Main equipments			
kw	0.25kw六極調速電機 1臺(手動調速)	電腦雕刻金屬輥1根	電腦雕刻金屬輥1根	滾切模具 1根
0.25	025kw 6-pole speed adjustable(by hand) motor 1 pcs	CNC engraving metal roller 1 pcs	Printing mould 1 pcs	Rotary and cut mould 1 pcs



餅乾塗蛋機 Biscuit egg coating machine

餅乾塗蛋機主要技術參數:
Biscuit egg coating machine main technical parameters

功能 Function	輸入功率 Power input	主要配置 Main equipments		
在平整的餅乾表面 塗抹蛋液	kw	0.25kw六極調速電機 1臺(手動調速)	膠輥2根	塗布海綿輥1根
Coating egg liquid on biscuit surface	0.25	025kw 6-pole speed adjustable(by hand) motor 1 pcs	Rubber roller 2 pcs	Sponge coating roller 1 pcs



餅乾烘烤爐機 Biscuit Baking Oven

餅乾電熱烤爐

該烤爐由爐體、網帶傳動裝置、排潮系統、電熱管及電控系統組成。電熱控制由半導體元件組成，微電腦控制，控溫準確、可調範圍大、加熱效率高、火色均勻。整爐按工藝需要可分成幾個獨立溫區，每個溫區可選擇增加熱風循環。根據客戶生產工藝需要設置電熱功率，既節能又能滿足生產需要。

餅乾導熱油烤爐

該烤爐主要由爐體、網帶傳動裝置、排潮系統、爐排（油管）鍋爐（燃煤或燃油）、油泵、閥門等組成。導熱油從鍋爐加熱後由油泵加壓流至烤爐的爐排內達到加熱的效果，具有溫度平穩，控制簡單、節約能源、烘烤的餅干火色均勻的特點。

鍋爐有兩種耗能形式可選擇，一、燃煤，二、燃油。

Biscuit electro-thermal oven

It is composed of oven body, mesh-belt driving device, moisture-removing system, electro-thermal tube, and electric control system. Formed with semi-conductor components and controlled by a microcomputer, the electric control system features accurate temperature control, large scope of temperature adjustment, high heating efficiency, and even heat colors. The oven can be divided into several independent temperature zones according to the technological requirements, and hot air circulation can be used for each of the temperature zones when necessary. The electro-thermal power will be set on the basis of the customer's productive technology, so not only energy can be conserved but the requirements for production can also be met.

Biscuit heat-conducting oil oven

It is composed of oven body, mesh-belt driving device, moisture-removing system, grate (oil pipe) oven (coal or oil burning), oil pump, and valves. After being heated in a boiler and pressurized in the oil pump, the heat-conducting oil is sent into the grates of the oven for biscuit heating. This type of machine is characterized by stable temperature, simple control, energy conservation, and even heat colors of the baked biscuits.

There are two ways of energy consumption available for selection: coal burning and oil burning



鏈條隧道式烤爐
LINK CHAIN TUNNEL OVEN



鋼板隧道式烤爐
STEEL TUNNEL OVEN



以生產普通韌性餅乾為標準的技術指標
(technical parameters based on the standard of common hard biscuit)

型號 Type	爐長 Oven length	溫區數 Zones	電爐 Electro-oven	燃氣爐 Natural gas oven		導熱油爐 Hot-conducting oil oven		產量(T/h) Output
			功率(kw) Power	液化氣耗氣量(kg/h) Gas consumption	天然氣耗氣量(m³/h) Nature gas consumption	煤耗(kg/h) Coal consumption	柴油耗(kg/h) Diesel consumption	
1200	60	4	900-1300	48-51	72-76	230	150	1.2
1000	50-60	4	700-1050	40-43	60-65	195	123	1
800	45-50	4	500-800	30-33	45-50	160	98	0.8
620	40-45	3	400-450	20-22	30-33	120	78	0.62

直燃式燃氣烤爐

直燃式烤爐可以使用液化氣和天然氣，由爐體、電腦操作系統、電器以及輔助部分組成；溫度控制方式採用燃燒器開關式。

特點：

- 一、烤爐根據烤爐長度和工藝要求分3-5個溫區，網帶回程設預熱加熱裝置；
- 二、每支燃燒器配一個可調節風量風機，燃氣與空氣按照最佳的燃燒比例在混合器混合後輸入燃燒器，使進入燃燒器的混合氣體為固定壓力，保證充分燃燒，火苗高度恒定；
- 三、烤爐根據烤爐長度和工藝要求設置固定燃燒值燃燒器，採用開關式調節溫度，每個溫區上火、下火分別設置三點測溫，在每個溫區分三段獨立調節；
- 四、每個溫區配有一定比例的三段火燃燒器，可獨立調節燃燒值；
- 五、設點火前爐膛排風安全裝置、燃氣泄露自動報警裝置；
- 六、操作界面設置10.4英寸觸摸屏，具有溫度設置、溫度顯示、溫度曲線顯示、網帶速度調節、風機速度調節，燃燒器編組、燃燒器開通、燃燒器閉合、燃燒器故障顯示、20組餅干溫度數據儲存等功能；

優點：

這種溫度控制方式可以對烤爐的每個溫區進行精密控制，溫度在170度與330度之間可以平穩調節，能滿足在一套生產線上生產多種工藝產品的需要。

Gas direct-fired oven

Characteristics:

- According to oven length and technics requirement ,the oven is divided into 3-5 zones ,with wire mesh pre-heating device during returning.
- Every burner is equipped with a volum adjustable blower ,gas and air is transported into burner after mixed in the best buring ratio ,so that the mixed gas in the burner with a fixed presure ,which ensuring sufficient buring and constant flame height.
- According to oven length and technics requirement ,the oven is installed with burner in fixed combustion value and control temperature by swithing regulator ;every zone is divided into upper heat zone and bottom heat zone ; temperature in both zones is metering on three spots and independantly controlled .
- Burner flame in every zone in divided into three sections in proportion and combustion value can be controlled independantly .
- Equipped with chamber air exhausting device to ensure firing security and auto-alarm device of gas leakage.
- 10.4-inch operator interface with the function of temperature setting ,temperature display ,temperature curve display,wire mesh speed adjusting ,blower speed adjusting ,organizing burner into group ,open burner ,close burner ,display burner which is in fault ,storing 20group(Max) temperature data and so on .

Advantage:

This kind of temperature controlling way can precisely control temperature in every zone and steadily adjust temperature between 170℃ and 330℃ , which meet the needs of producing kinds of technics products by one set production line.



1000型黃油曲奇成型機 1000mm Butter Cookie Depositor

雙喂料綫切割系統

Wire Cut System with double dough gear feeder system

操作盤有13個曲奇出料嘴 配13副綫割模具

c/w 13pcs cookie nozzle and 13 pcs wire cut mould

曲奇速度：3-10

Speed for Cookie :3 to 10 saat/twist

綫隔速度：1-2

Speed for Wire Cut:1 to 2 saat/cut

控制系統：鬆下（日本）PLC， 觸摸操作屏， 伺服電動機

Control by Panasonic (Japan) PLC

Touch Screen Panel Control

Panasonic (Japan) Servo motor

馬瑞利（意大利）電機； Spaggiari 渦輪

Italy Marrelli Motor and Spaggiari worm gear

功率：380瓦， 三相

Power: 415 Watt ,three phase

機械尺寸（最小）： Minimum Machine Size :

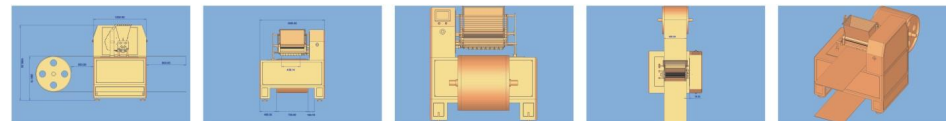
高1800mm (可加高100mm) Height 1800 mm (additional adjustable to 100 mm)

寬2000mm (可加寬500mm) Width 2000 mm (additional adjustable to 500 mm)

長1150mm (固定不可變) Length 1150mm (fix)



曲奇機連接隧道烤爐方案 Scheme of cookie machine with tunnel oven



二合一曲奇成型機 2-in-1 Cookies Depositor

綫割成型機

Wire cutter & Depositor

主機材料為不銹鋼

Body made in stainless steel

符合衛生的標準

Conform to Hygienic standard

觸摸屏監測器

Touch screen monitor

可儲存及備用30種曲奇餅乾的設計

Include memory and backup up to 30 types of cookies design

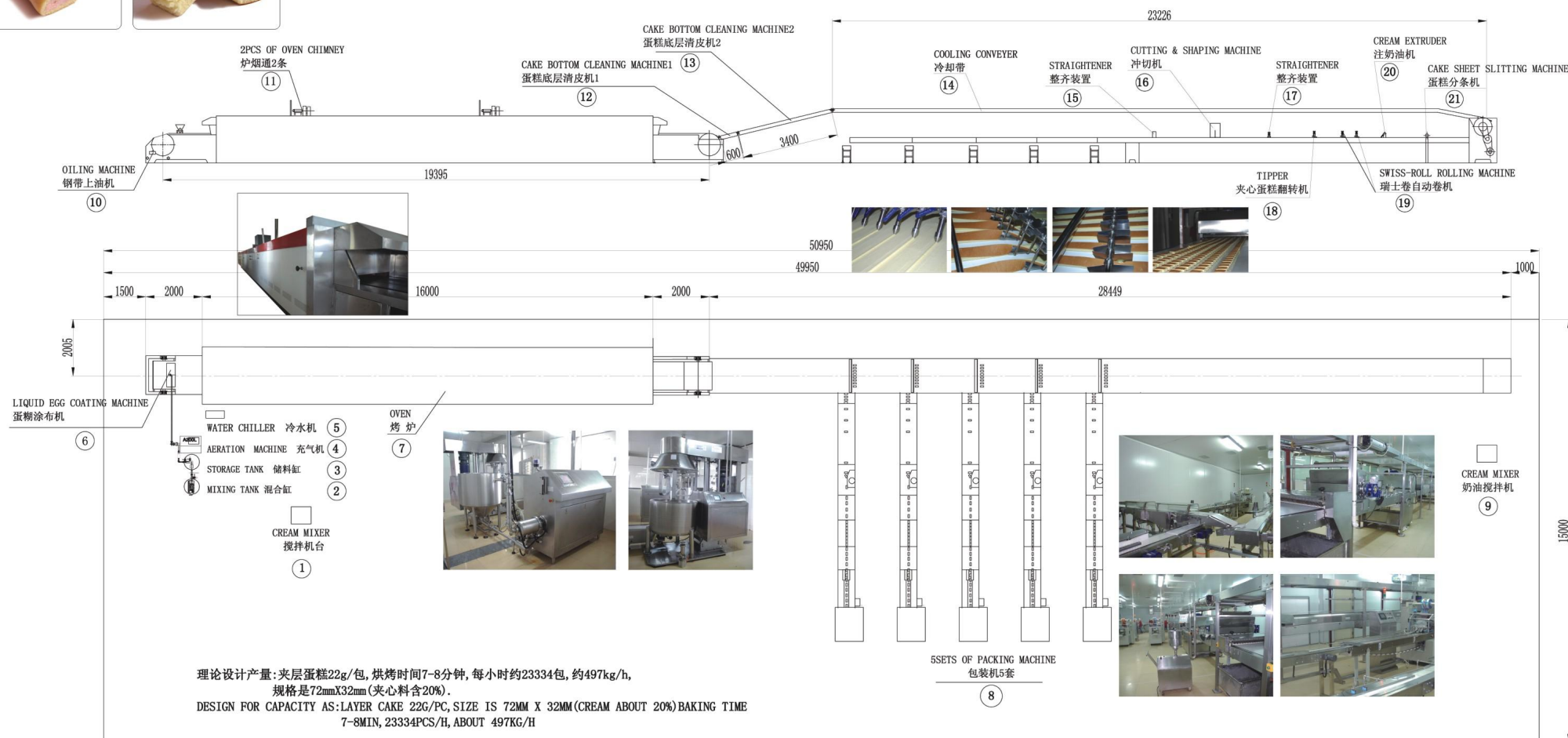
型式 Model	SKY-CM 18TS	
電力 Voltage	220V	
機械規格(mm) Machine size	長 Length	1230
	寬 Width	1020
	高 Height	1400
重量 Weight	310KG	
產量 Capacity	60KG/HR	





夾層蛋糕、 瑞士卷生產綫流程圖解

PRODUCTION LINE FLOW CHART OF LAYER CAKE AND SWISS ROLL



直燃式燃气烤爐

直燃式烤爐可以使用液化气和天然气，由炉体、电脑操作系统、电器以及辅助部分组成；温度控制方式采

- 特点：
- 一、烤炉根据烤炉长度和工艺要求分3-5个温区，网带回程设预热加温装置；
 - 二、每支燃烧器配一个可调节风量风机，燃气与空气按照最佳的燃烧比例在混合器混合后输入燃烧器，使进入燃烧器的混合气体为固定压力，保证充分燃烧，火苗高度恒定；
 - 三、烤炉根据烤炉长度和工艺要求设置固定燃烧值燃烧器，采用开关式调节温度，每个温区上火、下火分别设置三点测温，在每个温区分三段独立调节；
 - 四、每个温区配有一定比例的三段火燃烧器，可独立调节燃烧值；
 - 五、设点火前炉膛排风安全装置、燃气泄露自动报警装置；
 - 六、操作界面设置10.4英寸触摸屏，具有温度设置、温度显示、温度曲线显示、网带速度调节、风机速度调节，燃烧器编组、燃烧器开通、燃烧器闭合、燃烧器故障显示、20组饼干温度数据储存等功能；

Gas direct-fired oven

Characteristics:

- According to oven length and technics requirement ,the oven is divided into 3-5 zones ,with wire mesh pre-heating device during returning.
- Every burner is equipped with a volum adjustable blower ,gas and air is transported into burner after mixed in the best buring ratio ,so that the mixed gas in the burner with a fixed presure ,which ensuring sufficient buring and constant flame height.
- According to oven length and technics requirement ,the oven is installed with burner in fixed combustion value and control temperature by swithing regulator ;every zone is divided into upper heat zone and bottom heat zone ; temperature in both zones is metering on three spots and independantly controlled .
- Burner flame in every zone in divided into three sections in proportion and combustion value can be controlled independantly .
- Equipped with chamber air exhausting device to ensure firing security and auto-alarm device of gas leakage.
- 10.4-inch operator interface with the function of temperature setting ,temperature display ,temperature curve display,wire mesh speed adjusting ,blower speed adjusting ,organizing burner into group ,open burner ,close burner ,display burner which is in fault ,storing 20group(Max) temperature data and so on .

Advantage:

This kind of temperature controlling way can precisely control temperature in every zone and steadily adjust temperature between 170℃ and 330℃ , which meet the needs of producing kinds of technics products by one set production line.



MODEL: WT-500P

自动蛋卷机械 AUTOMATIC EGG ROLL MACHINE



AUTOMATIC EGG ROLL MACHINE

SIZE : LENGTH1930MM WIDTH600MM HEIGHT1650MM

WEIGHT:350KG

ELECTRIC POWER:10KW

MOTOR POWER:1.09KW

MAIN POWER:380V±10%

COMPRESS AIR : 0.2M³/MIN ≥0.5MPA

CAPACITY:500PCS/H 20G/PCS

PLC CONTROL DRIVING BY SERVOMOTOR



小熊饼干生产线

BEAR BISCUIT PRODUCTION LINE



千层饼生产线


THOUSAND LAYER BISCUIT PRODUCTION LINE





自动化饼干生产线

AUTOMATIC BISCUIT PRODUCTION LINE





曲奇生产线

COOKIES PRODUCTION LINE



夹层蛋糕&瑞士卷生产线

LAYER CAKE & SWISS ROLL PRODUCTION LINE

